

NRP SERIES



Industrial & Electrical Components

Miniature P.C.B Relay

Part No.

NRP-03



- Ultra-small type with dimensions.
- High sensitivity:200mW coil power
- Sealed type available

CONTACT

Arrangement	1C
Contact Material	Silver Alloy
Contact Resistive (At 6VDC 1A)	$\leq 100 \text{ m}\Omega$
Rating	3A 120VAC
Resistive load ($\cos\phi=1$)	3A 24VDC
Max. Switching Voltage	240VAC / 60VDC
Max. Switching Current	5A
Max. Switching Power	360VA / 90W
Expected life	
Mechanical (at 300ops/1min)	$1 \times 10^7 \text{ Min}$
Electrical (at 30ops/1min)	$1 \times 10^5 \text{ Min.}$

CHARACTERISTICS

Operate Time	5 ms. Max.
Release Time	5 ms. Max.
Initial breakdown voltage	
Between Coil & Contact	1000VAC (50/60Hz)for 1 min.
Between Open Contacts	500VAC (50/60Hz)for 1 min.
Insulation Resistance	Min.100M Ω (500 VDC)
Shock:	
Endurance	10G
Damage	50G
Vibration	
Endurance	10 to 55 Hz ,1.5mm D.A.
Damage	10 to 55 Hz ,1.5mm D.A.
Humidity	40~85%RH
Ambient temperature	-40 to +85°C
Unit weight	$\leq 3.5\text{g}$

ORDERING INFORMATION

e.g

NRP - 03 - C - 12D - H

① ② ③ ④ ⑤

① Series: Miniature p.c.b Relay

② Part No.

③ Contact Form: C=1C/O; A = N/O; B= N/C

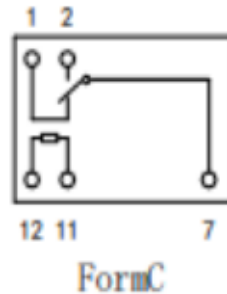
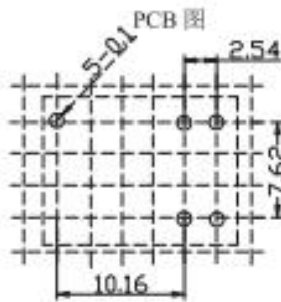
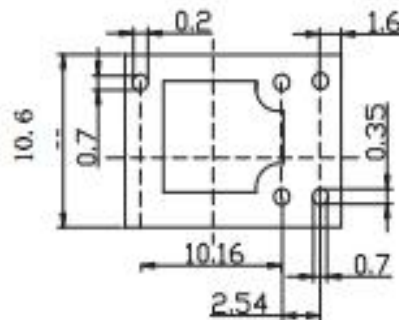
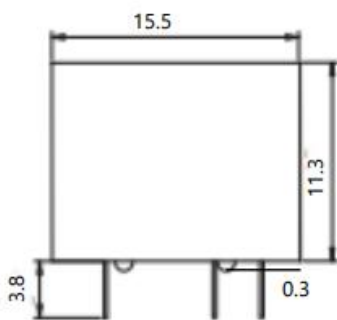
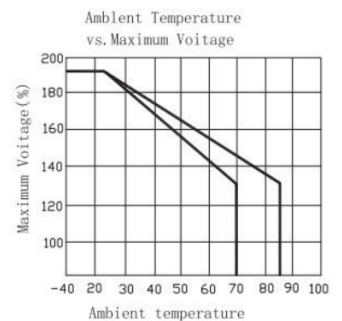
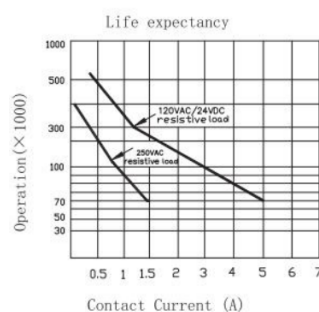
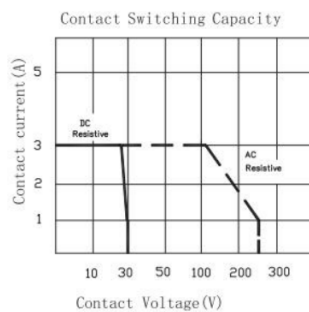
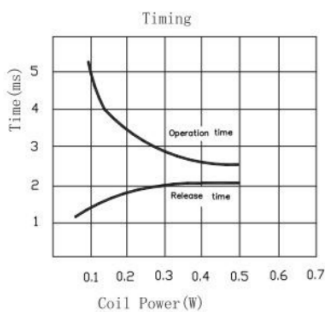
④ Coil Voltage: 12D= 12Vdc 24D= 24Vdc

⑤ Nil= 0.36W coil power

H= 0.20W coil power

COIL DATA (at 20℃)

Nominal Voltage (VDC)	Pick-up Voltage VDC(Max)	Drop-out Voltage VDC(Min)	Coil Resistance (Ω) $\pm 10\%$		Nominal operating Power (W)	Max.Allowable Voltage
			High Sensitive 0.20W	Standard 0.36W		
3	2.25	0.30	45	25	0.20 / 0.36	130% of nominal Voltage
5	3.75	0.50	125	69		
6	4.50	0.60	180	100		
9	6.75	0.90	405	225		
12	9.0	1.20	720	400		
24	18.0	2.40	2880	1600		

DIMENSIONS**Reference Data 性能曲线图****Disclaimer:**

The specifications in this datasheet are for reference only and subject to change without notice. No chance for us to evaluate all the specifications and technical parameters for each possible application. The users will take the responsibility to choose the correct products for their own applications. While if any technical support is needed, please contact NCR team for assistance.