

## NRL708C-50A 磁保持继电器/Magnetic Latching Relay



## ◆ 特点 Characteristic

- > 体积小，50A触点切换能力；
- > 线圈功耗小、温升极低；
- > 触点接触电阻小，电接触稳定性好；
- > 抗冲击、抗振动能力强；
- > 外形尺寸：39×29.1×15mm；
- > Small size, 50A switching capability.
- > Low coil consumption, ultra-low temperature rise.
- > Low contact resistance.
- > Strong anti-shock and anti-vibration capability.
- > Outline size: 39×29.1×15mm.

## ◆ 订货标记 Ordering Information

NRL	708C	-	12	-	S	-	50	①	磁保持继电器代号 Latching Relay	
①	②	③	④	⑤					②	产品型号 Part Number
									③	线圈电压 Coil Voltage
									④	D 表示双线圈，S 表示单线圈 D= Double Coil; S= Single Coil
									⑤	50=50A

## ◆ 性能 Characteristics

绝缘电阻 Insulation resistance		1000MΩ (500VDC)
介质耐压 Dielectric Strength	触点与线圈间 Between Coil & Contacts	4000VAC 1min
	断开触点间 Between Open Contacts	1500VAC 1min
闭合时间 Operate Time		15msec. Max.
断开时间 Release Time		15msec. Max.
抗冲击 Shock resistance	稳定性 Functional	98m/S <sup>2</sup>
	强度 Destructive	980m/S <sup>2</sup>
振动 Vibration resistance		10~55Hz 1.5mm
湿度 Humidity		5%-85%RH
温度范围 Ambient temperature		-40~+70°C
引出端方式 Termination		PCB
重量 Unit weight		30g
封装形式 Construction		塑封型 Plastic seal type

## NRL708C-50A 磁保持继电器/Magnetic Latching Relay

### ◆ 触点参数 Contact Data

触点形式 Contact form	1A/1B
触点材料 Contact material	AgSnO2
接触电阻 Contact resistance (1A 6VDC)	Max: 5.0mΩ
触点负载 Contact Rating	50A 250VAC
最大转换电流 Max. Switching Current	50A
最大转换电压 Max. Switching Voltage	250VAC
最大转换功率 Max. Switching Power	12500VA
机械寿命 Mechanical life	$1 \times 10^5$
电气寿命 Electrical life(Resistive)	$1 \times 10^4$

### ◆ 线圈 Coil

线圈功耗 Coil power	单线圈 : 1.5W 双线圈 : 3.0W Single coil: 1.5W Double coil: 3.0W
-----------------	--

### ◆ 线圈参数 Coil Data

额定电压 (VDC) Rated Voltage	动作电压 (VDC) Pick-up voltage	脉冲宽度 (ms) Pulse Duration	线圈电阻 (Ω) Coil Resistance
单线圈 Single coil			
6	≤ 4.5	≥ 50	24±10%
9	≤ 6.75	≥ 50	54±10%
12	≤ 9.0	≥ 50	96±10%
24	≤ 18.0	≥ 50	384±10%
双线圈 Double coil			
6	≤ 4.5	≥ 50	2×12±10%
9	≤ 6.75	≥ 50	2×27±10%
12	≤ 9.0	≥ 50	2×48±10%
24	≤ 18.0	≥ 50	2×192±10%

备注：如需其它额定电压，可特殊定货。

Note: Special ordering for other coil voltage.

### ◆ 典型应用 Typical Application

1) 主要用于 IC 卡预付费电表，集中抄表系统；  
Prepayment Energy Meter; AMR System;

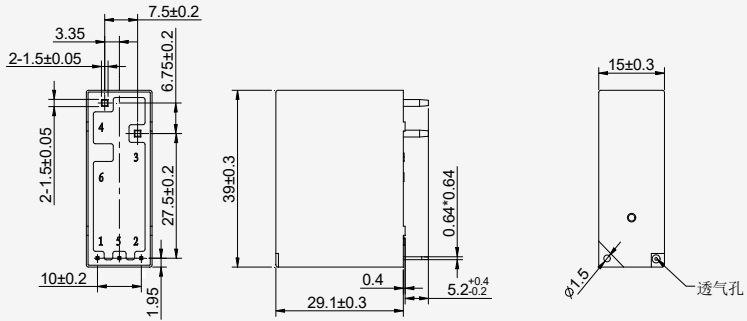
2) 也用于复合开关、家电和自动控制装置。

Compound Switch; Automatic Control System.

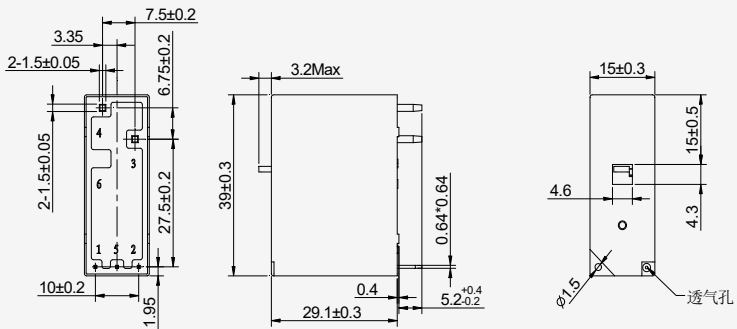
## NRL708C-50A 磁保持继电器/Magnetic Latching Relay

## ◆ 尺寸图 Dimensions(mm)

## Without test lever




## With test lever



NRL708C-50A 磁保持继电器/Magnetic Latching Relay

◆ 接线图 Circuit Diagram

单线圈Single coil



双线圈Double coil



正极性Positive polarity

常开型1 Form A

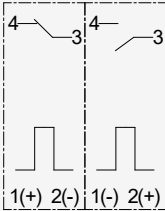
常闭型1 Form B

单线圈Single coil

双线圈Double coil

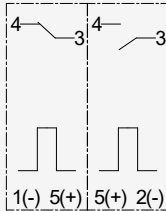
单线圈Single coil

双线圈Double coil



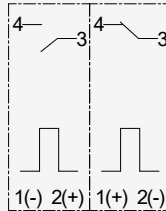
动作  
set

复归  
reset



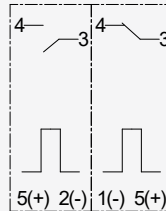
动作  
set

复归  
reset



动作  
set

复归  
reset



动作  
set

复归  
reset

负极性Negative polarity

常开型1 Form A

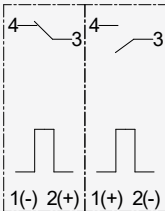
常闭型1 Form B

单线圈Single coil

双线圈Double coil

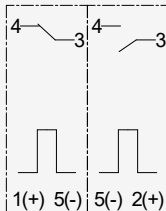
单线圈Single coil

双线圈Double coil



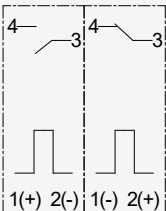
动作  
set

复归  
reset



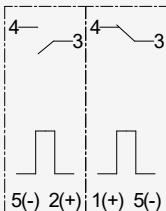
动作  
set

复归  
reset



动作  
set

复归  
reset



动作  
set

复归  
reset