


# NHN-TPB18/1 NHN-TPB12/2 NHN-TPB12/3 NHN-TPB18/8

Power Terminal Block  
电源接线端子台



## 产品特点 FEATURES

- 公用端配线效率大幅提高;
- 普通连线端子台完全代替;
- 小型化设计、使配线箱更整洁。
- Wiring efficiency is greatly enhanced;
- Fully replace common connecting terminal block;
- Neat wiring cabinet.

## 选型参考 TYPE SELECTION REFERENCE

型号 Model	名称 Name
NHN-TPB18/1	公用端端子台 Common terminal block
NHN-TPB12/2	2级AC公共端子台 Class 2 AC common terminal block
NHN-TPB12/3	3级AC公共端子台 Class 3 AC common terminal block
NHN-TPB18/8	公共端子台 Common terminal block

## 注意事项 NOTE

本端子台专为低压设计，请勿接入大于36V的电源。  
The terminal station designed for low voltage, do not access power above 36V.

## 规格参数 SPECIFICATIONS

• 输入 Input	额定电流 Nominal operating current	10A	15A	15A	15A
	额定电压 Nominal coil voltage	DC24V	AC220V	AC380V	DC24V
	输入侧对应 Corresponding input Devices	Switching Power Supply DC Output			
• 输出侧对应 Corresponding output Devices	The various branches of the load components				

## 适合电线 SUITABLE WIRE

剥线长度: 6mm 1mm<sup>2</sup> Following /AWG16



# NHN-TPB18/1 NHN-TPB12/2

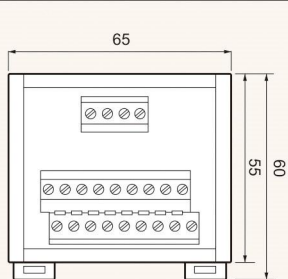
# NHN-TPB12/3 NHN-TPB18/8

Power Terminal Block  
电源接线端子台

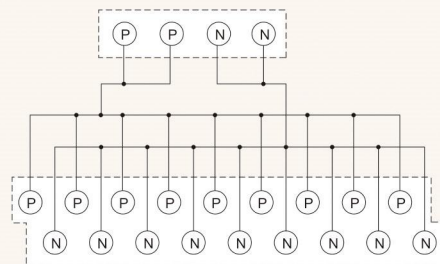
## 配线图及外形图 WIRING DIAGRAM AND DIMENSIONS

### NHN-TPB18/1

外形尺寸图 Dimensions



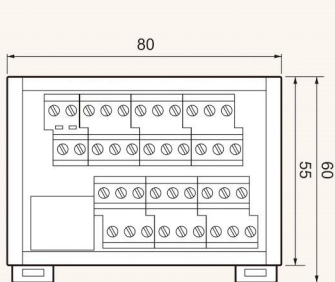
配线图 Wiring Diagram



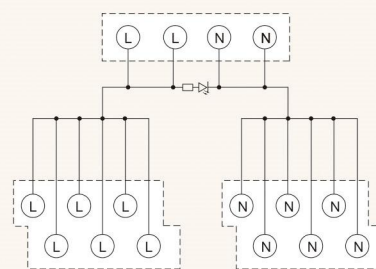
(mm)

### NHN-TPB12/2

外形尺寸图 Dimensions

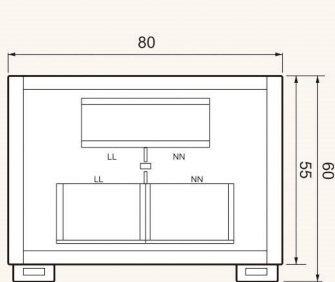


配线图 Wiring Diagram

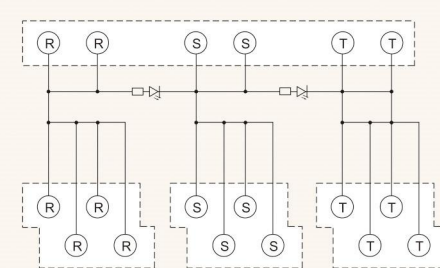


### NHN-TPB12/3

外形尺寸图 Dimensions

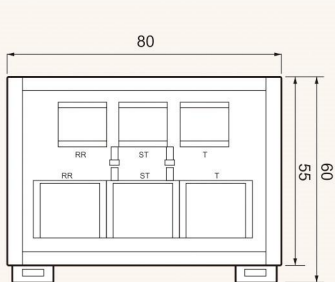


配线图 Wiring Diagram



### NHN-TPB18/8

外形尺寸图 Dimensions



配线图 Wiring Diagram

