


NRL709A 磁保持继电器 /Magnetic Latching Relay



◆ 特点 Characteristic

- > 体积小，60A 触点切换能力；
- > 线圈功耗小、温升极低；
- > 触点接触电阻小，电接触稳定性好；
- > 抗冲击、抗振动能力强；
- > 外形尺寸：38×30×17mm；
- > 可根据客户要求焊接锰铜分流器和连接铜线。
- > Small size, 60A switching capability.
- > Low coil consumption, ultra-low temperature rise.
- > Low contact resistance.
- > Strong anti-shock and anti-vibration capability.
- > Outline size: 38×30×17mm.
- > Customized terminals like shunt, braided Cu-wire etc.

◆ 订货标记 Ordering Information

NRL	709A	-	12	-	S	-	60	①	磁保持继电器代号 Latching Relay	
①	②	③	④	⑤					②	产品型号 Part Number
									③	线圈电压 Coil Voltage
									④	D 表示双线圈，S 表示单线圈 D= Double Coil; S= Single Coil
									⑤	60=60A

◆ 性能 Characteristics

绝缘电阻 Insulation resistance		1000MΩ (500VDC)
介质耐压 Dielectric Strength	触点与线圈间 Between Coil & Contacts	4000VAC 1min
	断开触点间 Between Open Contacts	1500VAC 1 min
闭合时间 Operate Time		15msec. Max.
断开时间 Release Time		15msec. Max.
抗冲击 Shock resistance	稳定性 Functional	100m/S ² (10g)
	强度 Destructive	1000m/S ² (100g)
振动 Vibration resistance		10~55Hz 1.5mm
湿度 Humidity		98%RH ,40°C
温度范围 Ambient temperature		-40~+70°C
引出端方式 Termination		快连接式 Fast connection
重量 Unit weight		42g
封装形式 Constrution		防尘罩 Dust protected

NRL709A 磁保持继电器 /Magnetic Latching Relay

◆ 触点参数 Contact Data

触点形式 Contact form	1B
触点材料 Contact material	AgSnO ₂
接触电阻 Contact resistance	Max: 1.5mΩ
触点负载 Contact Rating	60A 250VAC
最大转换功率 Max. Switching Power	15000VA
机械寿命 Mechanical life	5×10 ⁶
电气寿命 Electrical life	1×10 ⁴

◆ 线圈 Coil

线圈功耗 Coil power	单线圈 : 1.0W 双线圈 : 2.0W Single coil: 1.0W Double coil: 2.0W
-----------------	--

◆ 线圈参数 Coil Data

额定电压 (VDC) Rated Voltage	动作电压 (VDC) Pick-up voltage	脉冲宽度 (ms) Pulse Duration	线圈电阻 (Ω) Coil Resistance
单线圈 Single coil			
9	6.75	50	80±10%
12	9	50	144±10%
24	18	50	576±10%
48	36	50	2304±10%
双线圈 Double coil			
9	6.75	50	2×40±10%
12	9	50	2×72±10%
24	18	50	2×288±10%
48	36	50	2×1152±10%

备注：如需其它额定电压，可特殊定货。

Note: Special ordering for other coil voltage.

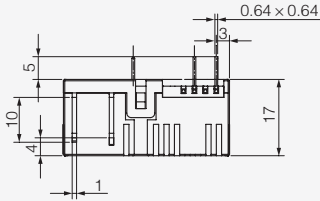
◆ 典型应用 Typical Application

- 1) 主要用于 IC 卡预付费电表，集中抄表系统；
Prepayment Energy Meter; AMR System;
- 2) 也用于复合开关、家电和自动控制装置。
Compound Switch; Automatic Control System.

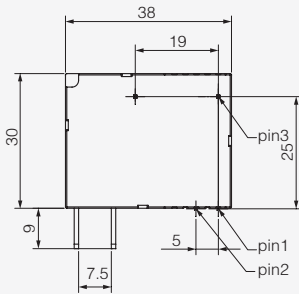
NRL709A 磁保持继电器 /Magnetic Latching Relay

◆ 尺寸图 Dimensions(mm)/ 接线图 Circuit Diagram

NRL709A-WX1

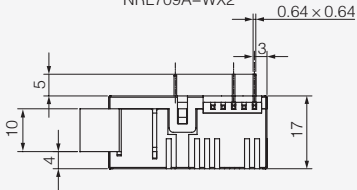


Contact Position		
Wiring	1(-)2(+)	1(+)-2(-)

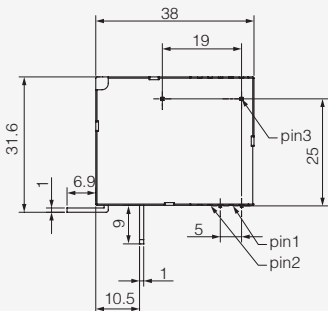


Contact Position		
Wiring	2(+)-3(-)	1(+)-3(-)

NRL709A-WX2



Contact Position		
Wiring	1(-)-2(+)	1(+)-2(-)



Contact Position		
Wiring	2(+)-3(-)	1(+)-3(-)